

barkera®



Veterinarian Career Exploration Guide





Table of Contents

- **What Does a Veterinarian Do?**page 1
- **Types of Veterinarians**page 2
- **Health** (Build-a-Stethoscope) – Physical Activity #1.....page 3
- **Stitch-It-Up** (Suture Skills – Physical Activity #2pages 4-5
- **A Look Inside** (X-Rays) – Physical Activity #3page 6
- **The Tooth Truth** (Exploring Canine Teeth & Cleaning Tips) ...page 7
- **Animal Body Secrets**page 8
- **Nutrition**page 9
- **Behavior**page 10
- **Grooming**page 11
- **Your Vet Bucket List**.....page 12

Online Activities:

- **Virtual Tour** – Explore inside a real veterinary hospital
- **Meet the Team** – Learn about the roles on a veterinary team
- **Bonus Learning:**

- Nutrition Deep Dive
- Dental Health Tips
- Behavior Basics
- How Stethoscopes Work
- Extra Suture Practice Videos



Access these online activities here
and use your “Secret Code” on the last page.

WARNING:

Not suitable for children under 3 years old
because of small
parts-choking hazard

Adult supervision is recommended for all
activities
for children under 10

**MADE FOR
STUDENTS**
by Students



WHAT DOES A VETERINARIAN DO?



Did you know that veterinarians need to learn about many different types of animals, not just cats and dogs? **It's like being a pediatrician, surgeon, dentist, all at once**, but for pets!

OPPORTUNITIES

Veterinarians can work in all sorts of exciting places like zoos, farms, animal hospitals, and even in space! They become animal detectives, figuring out what's making an animal feel unwell.

The job of a veterinarian is not just limited to treating sick animals. They also play an important role in educating pet owners on how to take care of their beloved companions.



TWO SIDES

Being a veterinarian also means being able to handle the emotional side of the job. You will often have to deliver difficult news to pet owners and console them during their time of loss. But you will also have the opportunity to witness heart-warming moments when an animal you treated makes a full recovery and is reunited with their loving family.

IN ADDITION

Veterinarians also play a crucial role in public health. They are responsible for ensuring that the food we consume from animals is safe and free from diseases. They also work closely with environmentalists in preserving wildlife and preventing the spread of zoonotic diseases.



Types of Veterinarians



Small Animal Veterinarian

Companion animal vets care for pets like dogs and cats. They help keep them healthy by giving check-ups, treating sickness, and teaching owners how to care for them.



Exotic Veterinarian

Exotic animal vets take care of animals like birds, reptiles, rabbits, and other small or unusual pets. They do check-ups, treat illnesses, and teach owners how to care for them properly.



Large Animal Veterinarian

Farm animal vets take care of animals like cows, pigs, sheep, and chickens. They help keep farm animals healthy by doing check-ups, treating injuries or sickness, and making sure the animals are safe and well cared for.



Zoological Veterinarian

Zoological veterinarians (zoo vets) care for wild animals in zoos, like lions, giraffes, and reptiles. They do check-ups, treat sickness or injuries, and help zookeepers take care of the animals.



Health

PUT ON **your**
BADGE!

Veterinarians help keep animals healthy by checking their bodies—just like doctors do for people! One important tool they use is a stethoscope. A **stethoscope** lets vets listen to a pet's heart and lungs to make sure they're working properly. It helps them find out if a pet is healthy or if something might be wrong.

Learning to use a stethoscope is one way vets take good care of animals!

How To Make Your Own Stethoscope


Materials Needed:
Stethoscope Kit, Scissors, & Tape

01 Prepare the Tubing:

Cut your tubing into 3 pieces:

- **Two - short ones:** 11 inches each
- **One - longer one:** 14 inches

Then, slide the craft wire into the T-fitting (the T-shaped connector) through the side holes (labeled 1 and 2).



1 Tubing
2 T-Fitting

3 Crafting Wire
Medicine Cup
Balloon

02 Create the Diaphragm:

- Push the end of the longer tube (from hole 3) through a hole in the bottom of the medicine cup. Keep it snug and tape it if needed.
- Cut off the neck (skinny part) of the balloon.
- Stretch the balloon over the top of the medicine cup to make it flat and tight.
- Tape it down to keep it secure.



03 Try It Out!:

- Put the two short tubes in your ears like headphones.
- Place the medicine cup on your chest, over your heart.
- If you don't hear your heartbeat, try jumping in place for a minute and listen again!



Stitch-It-Up

Vets use stitching to help animals heal after they get hurt or have surgery. They use special thread and a needle to carefully sew up cuts, wounds, or places where the skin was opened. This helps the animal's body close up and get better. Stitching is an important part of taking care of animals and making sure they stay healthy.

Materials Needed:
Suture Board, Nylon Colored Thread, and Scissors

Veterinarians can use different types of stitches based on what the wound needs. You can now practice these stitches with our simple suture kit!

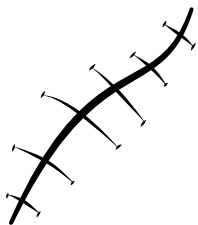
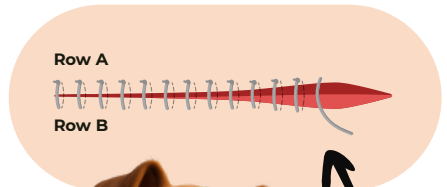
WARNING: This activity is meant to introduce you to patterns associated with suturing. DO NOT attempt on any living creatures.

Simple Interrupted Sutures

These stitches help vets close a wound so it can heal. Each stitch is tied by itself to keep the wound closed tight.

To try it yourself:

1. Start on Row A. Poke your thread down through a hole on Row A (the top row).
2. Then go up through a hole on Row B (the bottom row) directly across from the one you just used.
3. Pull the thread tight, then tie a double knot to hold it in place. Cut the thread. That's one stitch!
4. Do the same for the next pair of holes—down through Row A, up through Row B, pull tight, tie a knot, and cut.
5. Keep going until all the holes are stitched.



Did you know?

Some stitches used by vets are made from special thread that dissolves inside the body, so they don't need to be taken out! The body just absorbs them while healing—like magic!

barkera®

Stitch-It-Up

Continued

Continuous Sutures

These stitches go all the way across without stopping, like weaving. They're great for long cuts.

To try it yourself:

1. Start by poking your thread down through the 2nd hole on Row A, then go up through the 1st hole on Row B.
2. Pull the thread tight, but don't tie a knot yet—hold the end with your fingers or tape it down.
3. Now keep stitching by going down through the next hole on Row A, then up through the hole across from it on Row B.
4. Keep going until you reach the last set of holes.
5. When you finish, tie a double knot at the end to keep everything in place.
6. This kind of stitch is faster and helps hold everything together with one long thread!

Row A

Row B



Row A

Row B

Horizontal Mattress Sutures

These stitches go across and loop back to make the thread extra strong—just like a vet might use to help a wound heal better.

To try it yourself:

1. Start by poking your thread down through a hole on Row A, and then up through the hole across from it on Row B.
2. Don't tie a knot. Instead, go to the next hole on Row B (close to the one you just used), and then up through the hole across from it on Row A.
3. Now tie a double knot to hold that stitch in place.
4. Repeat these steps for the next pair of holes.

Row A

Row B





A Look Inside

Materials Needed:
X-Rays & Barkera Anatomy Cards

X-rays are special pictures that let vets see inside an animal's body—like bones, teeth, or things an animal may have swallowed! Instead of using regular light like a camera, an X-ray uses invisible waves to take a picture of what's inside. The bones, skin and organs show up white, and air shows up darker.

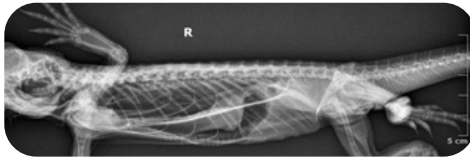
In this activity, you'll look at X-rays of different animals and then compare with the anatomy cards to identify the "Animal Type". Label the Animal Type below.



Animal Type



Animal Type



Animal Type



Animal Type



Animal Type Page 6



The Tooth Truth

Cats and dogs need clean teeth just like people do! If their teeth aren't brushed, they can get bad breath, sore gums, or even lose teeth. Plaque and tartar can build up and cause infections that make it hard to eat or even spread to other parts of the body. Taking care of their teeth can help them live a longer, happier life!

Color the following:



Incisors



Canine



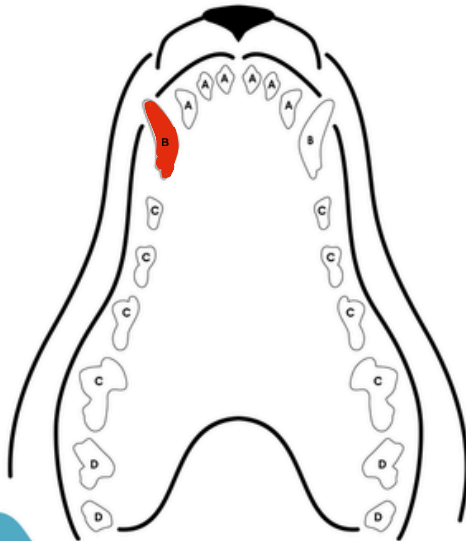
Premolars



Molars

Adult Dog Dental Anatomy

upper jaw



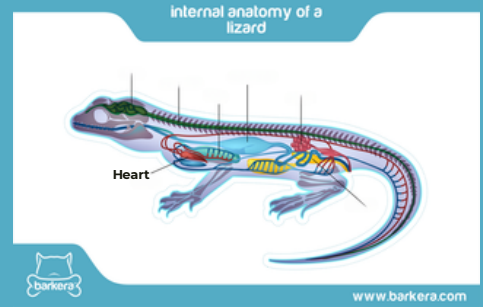
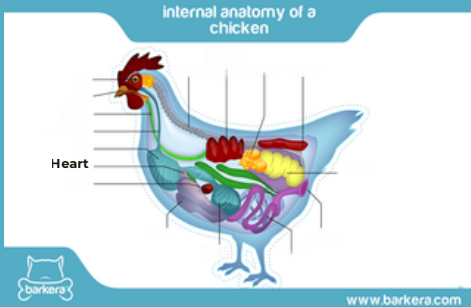
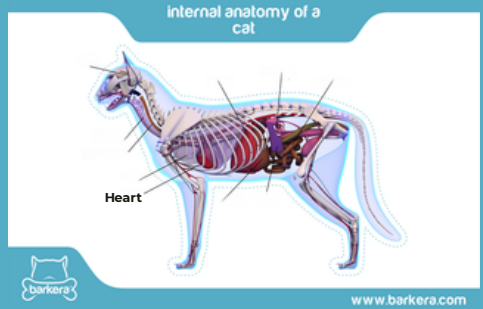
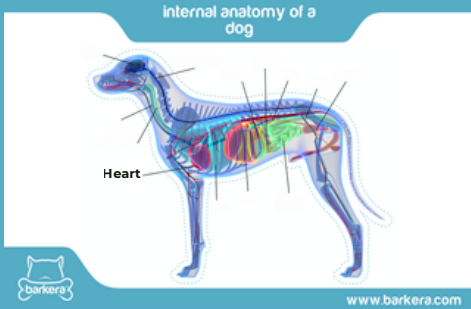
Animal Body Secrets

Anatomy is the study of an animal's body—its bones, muscles, and organs. It helps veterinarians understand how animals work and how to help them when they're sick or hurt.

Can you figure out which organ is which? Use the word bank to fill in the blanks next to the arrows on the animal picture with the correct organ name!

- Brain
- Lungs
- Stomach
- Ovary
- Esophagus
- Oviduct
- Beak
- Bladder
- Colon
- Heart
- Trachea
- Gizzard
- Spine
- Cloaca
- Liver
- Spleen
- Intestines
- Kidneys
- Eye
- Rectum

*Words may be used multiple times. Not all words belong to all animals.





NUTRITION

Dogs and cats eat different things—dogs can eat meat, veggies, and grains, but cats mostly need meat. Some pets have food allergies, and things like chocolate can make them very sick. Veterinarians help choose the right food to keep pets healthy, strong, and at a good weight.

We know that fruits and veggies are good for us, but do you know which ones are good for your favorite furry friend?

Circle which foods you think are healthy for your pet



Raisins



Blueberries



Carrots



Onion



Banana



Apple



Green Beans



Grapes

Did you know?

Some dogs can be allergic to beef, chicken, or even eggs—just like some people!



BEHAVIOR

Pets can't talk, so veterinarians read their behavior to know how they feel. Some pets are calm, others scared or grumpy. Understanding these behaviors helps vets care for them safely and well.

Train That Pup!

Read each dog behavior below. Then circle or choose the command or action that would help the most.


Your dog is jumping up on people when they come into the room.



What should you say?

- A) Sit
- B) Go crazy!
- C) Lie down and roll over

This dog is shaking and hiding behind its owner.



What should the vet team do?

- A) Speak loudly and pet the dog fast
- B) Give the dog space, talk softly, and offer a treat
- C) Tell the dog to "fetch"

A dog keeps barking loudly when another dog walks by.



What's a good command to help?

- A) "Look at me!"
- B) "Bark louder!"
- C) "Nap time!"

The puppy is spinning in circles and trying to chew your shoe.



What should you say?

- A) "Sit" and give a chew toy
- B) "Dance!"
- C) "Go outside and dig a hole"



Grooming

Grooming is how we take care of a pet's body to keep them clean and healthy. It includes brushing their fur, trimming their nails, cleaning their ears, and giving them baths. Grooming helps pets feel good, **prevents problems** like tangles, dirty ears, or long nails, and keeps their skin and coat healthy. Just like people need showers and haircuts, pets need grooming too!

Tidy Tools Match-Up

Draw a line from each grooming tool to what it's used for.

SHAVER



Used to clip nails so pets can walk safely without scratching.

BRUSH



Used to gently clean inside a pet's ears to stop dirt and infection.

NAIL TRIMMERS



Used to completely remove fur from certain areas, like before surgery or to fix really matted spots.

SCISSORS



Brushes out loose fur and tangles to keep the coat smooth and shiny.

EAR CLEANER



Used to shorten a pet's fur during a haircut

Vet Adventure Time!



Visit a local zoo or farm –
Get up close with
animals and ask staff
questions



Volunteer with a local
shelter (with an adult) –
Help walk dogs or
collect donations



Visit your local aquarium
to learn about the
animals under the sea



Start an animal photo
journal – Document
pets or wildlife you see



Visit a natural history
museum – Explore
bones, fossils, and
animal anatomy



Learn the journey of pet
ownership by joining
Barkera Kids!

barkera®

Kids

